

DISCLAIMER OF WARRANTY AND LIMITATION OF LIABILITY

Due to the intended use of high performance products, ID Designs and each part thereof, are sold "AS IS" and with all faults. To the fullest extent allowed by law, ID Designs makes NO written, oral, expressed, or implied statement of warranty or guarantee on any product or part sold. ID Designs will not be liable for any direct, indirect, incidental, consequential, or special damages, including but not limited to, damage, injury, loss of life, loss of property or equipment, loss of profits or revenue, or claims from any individual or entity arising from the use of any ID Designs product.

RACING IS A DANGEROUS ACTIVITY AND PURCHASERS OF ID DESIGNS PRODUCTS ACKNOWLEDGE THE INHERENT RISKS ASSOCIATED. ID DESIGNS MAKES NO REPRESENTATIONS THAT ITS PRODUCTS CAN REDUCE OR ELIMINATE ANY SUCH RISK. ID DESIGNS products are NOT FOR STREET, HIGHWAY, OR AIRCRAFT USE and are intended ONLY for race vehicles operated on race tracks with appropriate supervision of qualified technicians or mechanics to ensure that the safety needs of the race driver and others are met. ID Designs products could be combined with other products or parts which may not be suitable and could adversely affect performance of other race parts or the vehicle. The user shall determine the ultimate suitability and safety of the product for its intended use, and the user assumes all responsibility and risk in connection therewith.

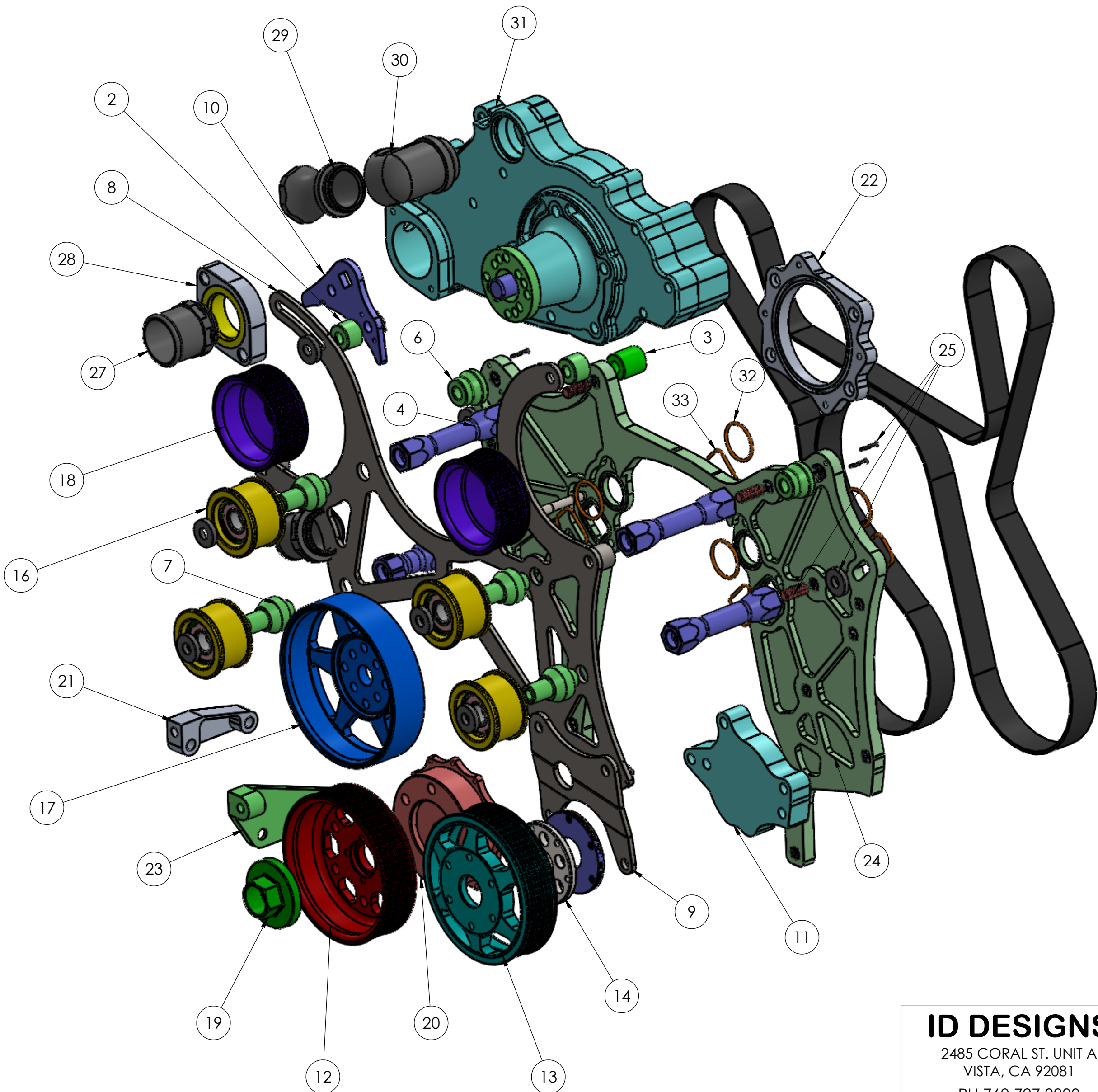
ID DESIGNS
2485 CORAL ST. UNIT A
VISTA, CA 92081
PH.760.727.9900
E MAIL INFO@IDDESIGNS.NET
TITLE:
LS DUAL ALT PS PUMP
LOW

PROPRIETARY AND CONFIDENTIAL
THE INFORMATION CONTAINED IN THIS
DRAWING IS THE SOLE PROPERTY OF
ID DESIGNS. ANY REPRODUCTION IN
PART OR AS A WHOLE WITHOUT THE
WRITTEN PERMISSION OF ID DESIGNS
IS PROHIBITED.

SIZE	PART NO.	REV
C	IDD 11-1800-04	
SCALE: 1:10 WEIGHT:		SHEET 1 OF 5

ITEM NO.	PART NUMBER	DESCRIPTION	QTY.
1	25-081035	LS DUAL ALT PS PUMP LOW BELT	1
2	IDD 11-0004	ALT SPACER .950 DIA X .684 LONG, .375 THRU, OLD # IDD 11-1303	2
3	IDD 11-0005	HEAD TO MAIN PLATE SPACER, LS, LT, SBC, .950 OD, .395 THRU, 1.04 LONG	1
4	IDD 11-0102 A	IDLER HEX STAND OFF, 4.63 LONG, 3/8-24, 3/8-24, OLD # IDD 11-1117	3
5	IDD 11-0103 A	IDLER HEX STAND OFF, 2.48 LONG, 3/8-24, 8MM, OLD # IDD 11-1805	1
6	IDD 11-0130	ALT STANDOFF, .891 LONG, OLD #IDD 11-1105A	2
7	IDD 11-0150	IDLER PULLEY STAND OFF, DUAL BEARING, OLD PART # IDD 11-1313	4
8	IDD 11-0211 A	LS RACE SUBPLATE, DUAL ALTERNATOR, PS PUMP LOW, MAIN PLATE	1
9	IDD 11-0211-2	LS RACE SUPATE, DUAL ALT, PS PUMP LOW, PS PLATE	1
10	IDD 11-0403 A	DC POWER 270 AMP ALT TENSIONER BRACKET	1
11	IDD 11-0602	SBC, SBF PRERUNNER PS PUMP STAND OFF BLOCK, OLD# 11-1503, 11-1122	1
12	IDD 11-1701	CRANK PULLEY, 8 RIB, 5.375 DIA	1
13	IDD 11-1703	PS PULLEY, 8 RIB, 5.375 DIA	1
14	IDD 11-1704	PS T PUMP KEYED HUB, 5/8 SHAFT	1
15	IDD 11-1704-A	PS HUB SHIM KIT .060, .090, .125, .160, .190, .250	1
16	IDD 11-1714-A	IDLER PULLEY ASSEM, 2.25 DIA, SMOOTH, FENCED, DUAL BEARING	4
17	IDD 11-1715	H2O PUMP PULLEY, SBC, BBC, LS, 6.0 DIA	1
18	IDD 11-1718	ALT PULLEY, 8 RIB, 3.375 DIA, 17MM SHAFT	2
19	IDD 11-1735-A	IDD 11-1735 ASSEM WITH HEX HAT WASHER WITH 3/16 DOWEL PINS, 1.25 HEX, 1/2 HOLE	1
20	IDD 11-1738-A	LS/LT CRANK SPACER, 1/2-20 HELICOIL	1
21	IDD 11-1802	LS MAIN PLAT SUPPORT, UPPER BLOCK PS SIDE	1
22	IDD 11-1803	11-1803 LS PRERUNNER LS7 DBW ROTATION PLATE	1
23	IDD 11-1807	LS MAIN PLATE SUPPORT, LOWER BLOCK, PS SIDE	1
24	IDD 11-1841 A	LS RACE DUAL ALT MAIN PLATE, PS PUMP LOW	1
25	IDD 11-1842	HARDWARE KIT, LS DUAL ALT, PS PUMP LOW	1
26	MEZ WN0032S	1.5 DIAM HOSE WATER NECK TO -20 MALE ORB	1
27	MEZ WN0033S	1.75 DIAM HOSE WATER NECK TO -20 MALE ORB	1
28	MEZ WN0039S	LS STRAIGHT INLET BLACK	1
29	MEZ WN2000S	-20AN EXTENSION, 2.25 LONG	1
30	MEZ WN2090S	-20AN MALE ORB TO -20 FEMALE ORB FEMALE 90 DEG	1
31	MEZ WP419N	MEZIERE LS WATER PUMP WITH 4.0 IMPELLAR. COMES WITH 1.25 OUTLET	1
32	ORING 124V	VITON ORING 124V	4
33	ORING 126V	VITON ORING 126V	4

THIS IS A STANDARD KIT, TESTED IN OFF ROAD RACING APPLICATIONS. IF A DIFFERENT PULLEY DRIVE RATIO IS REQUIRED, ADDITIONAL PULLEY SIZES ARE AVAILABLE. CONSULT WEBSITE FOR OPTIONS.



**THE HEAD SPACER 11-0005 IS PURPOSELY OVERSIZED
CUT IT DOWN TO FIT YOUR APPLICATION
SHIMS MAY BE NECESSARY FOR THE PROPER FITMENT TO THE DRIVER SIDE HEAD**

PROPRIETARY AND CONFIDENTIAL
THE INFORMATION CONTAINED IN THIS DRAWING IS THE SOLE PROPERTY OF ID DESIGNS. ANY REPRODUCTION IN PART OR AS A WHOLE WITHOUT THE WRITTEN PERMISSION OF ID DESIGNS IS PROHIBITED.

ID DESIGNS
2485 CORAL ST. UNIT A
VISTA, CA 92081
PH.760.727.9900
E MAIL INFO@IDDESIGNS.NET
TITLE:
LS DUAL ALT PS PUMP LOW

SIZE	PART NO.	REV
C	IDD 11-1800-04	
SCALE: 1:5	WEIGHT:	SHEET 2 OF 5

4

3

2

1

7.617

6.929

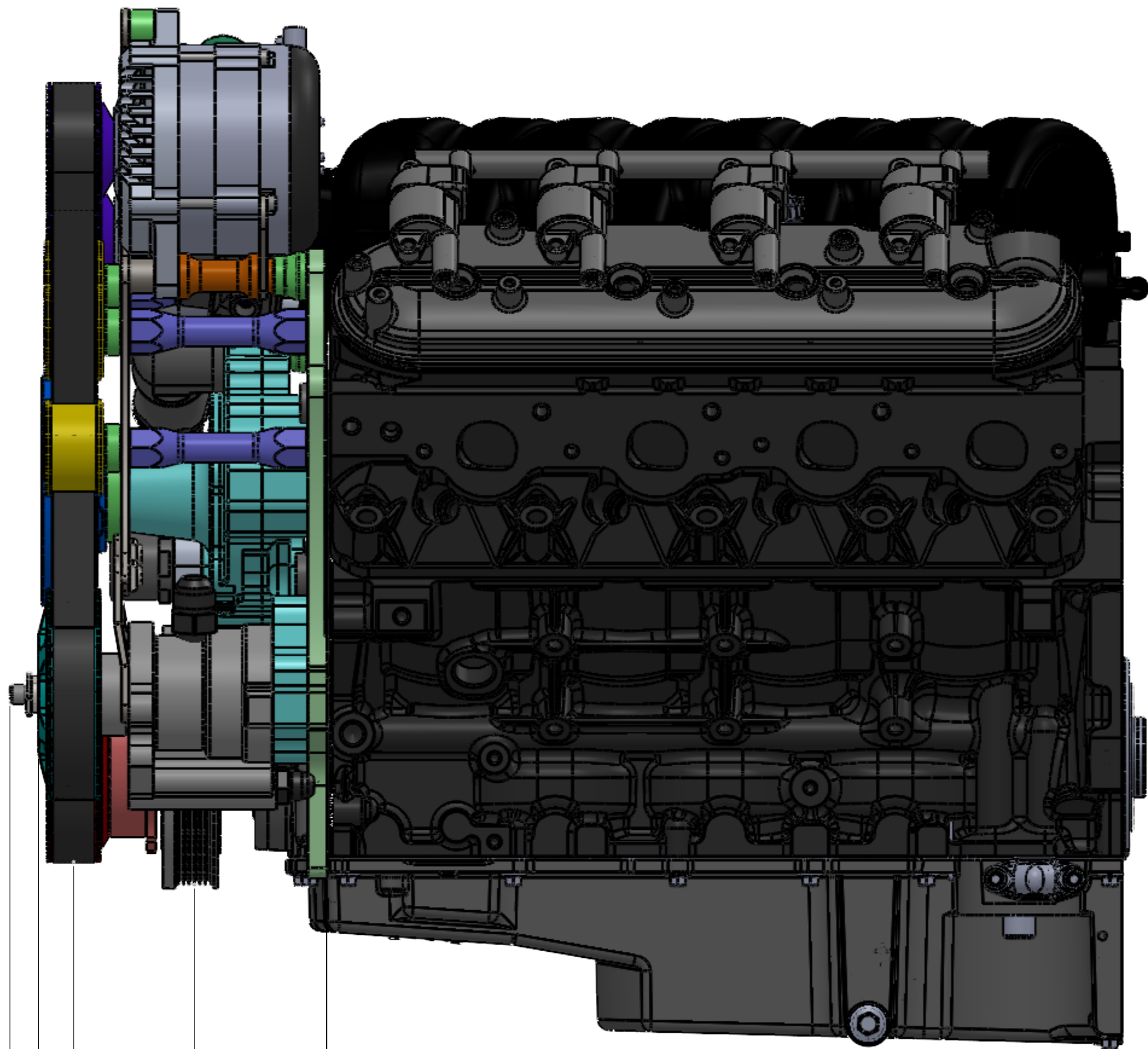
13.495

15.702

6.886

1.625

7.500



3.432
BLOCK TO \varnothing OF HB

6.554
BLOCK TO \varnothing OF PULLEY

7.464
BLOCK TO FRONT OF PULLEY

8.200
BLOCK TO PUMP SNOUT

**THIS SYSTEM IS DESIGNED AROUND THE
CORVETTE DEPTH ATI DAMPER
ATI-917279**

ID DESIGNS

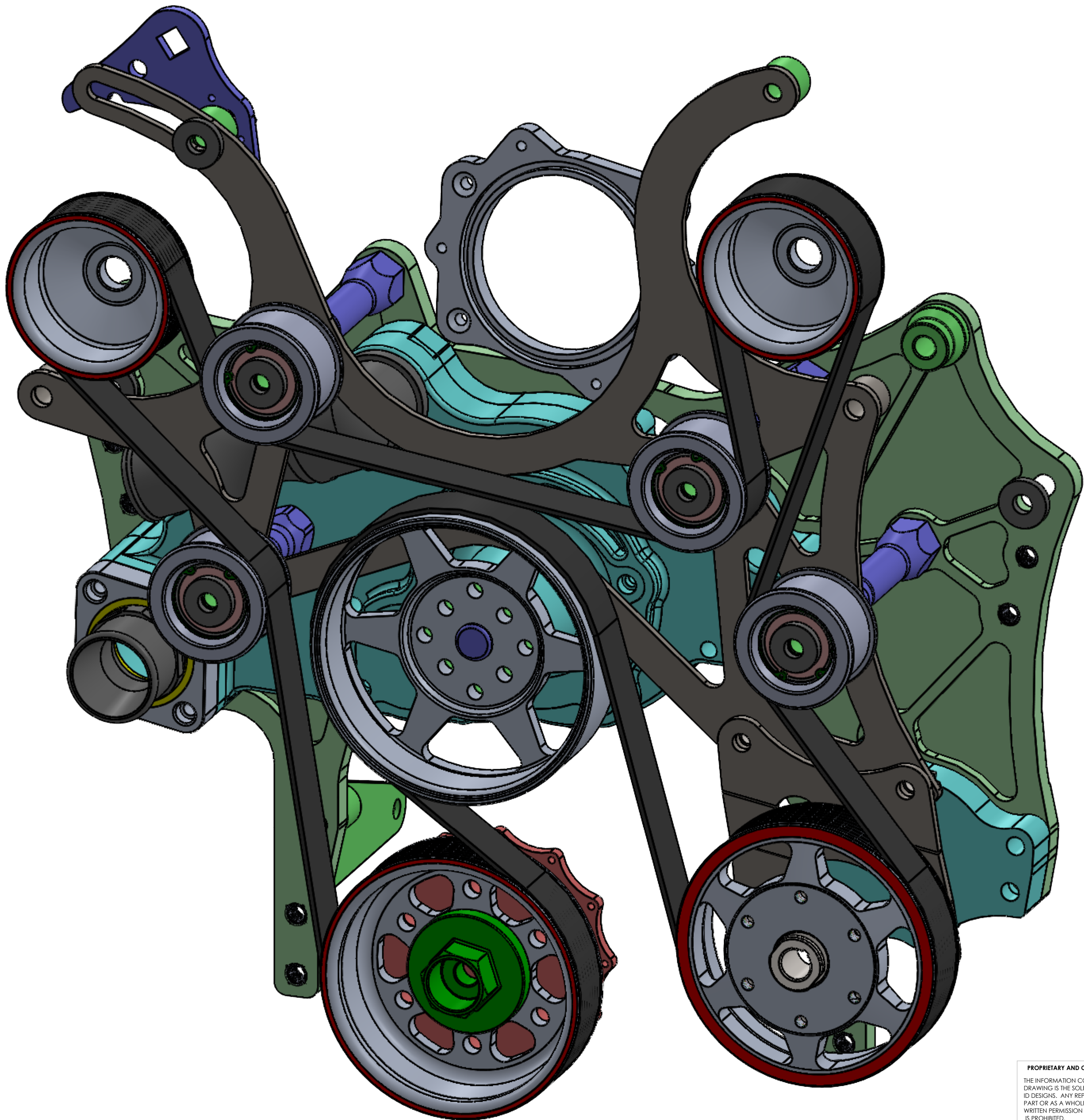
2485 CORAL ST. UNIT A
VISTA, CA 92081
PH.760.727.9900
E MAIL INFO@IDDESIGNS.NET

TITLE:
LS DUAL ALT PS PUMP
LOW

PROPRIETARY AND CONFIDENTIAL
THE INFORMATION CONTAINED IN THIS
DRAWING IS THE SOLE PROPERTY OF
ID DESIGNS. ANY REPRODUCTION IN
PART OR AS A WHOLE WITHOUT THE
WRITTEN PERMISSION OF ID DESIGNS
IS PROHIBITED.

SIZE	PART NO.	REV
C	IDD 11-1800-04	
SCALE: 1:5	WEIGHT:	SHEET 3 OF 5

PULLEYS WITH RED HIGHLIGHTED FACES SHOULD BE COPLANAR
THE USE OF SHIMS MAY BE NECESSARY FOR THE PS PULLEY



ID DESIGNS
2485 CORAL ST. UNIT A
VISTA, CA 92081
PH.760.727.9900
E MAIL INFO@IDDESIGNS.NET
TITLE:
LS DUAL ALT PS PUMP
LOW

PROPRIETARY AND CONFIDENTIAL
THE INFORMATION CONTAINED IN THIS
DRAWING IS THE SOLE PROPERTY OF
ID DESIGNS. ANY REPRODUCTION IN
PART OR AS A WHOLE WITHOUT THE
WRITTEN PERMISSION OF ID DESIGNS
IS PROHIBITED.

SIZE C	PART NO. IDD 11-1800-04	REV
SCALE: 1:5 WEIGHT:		SHEET 4 OF 5

4

3

2

1

ITEM NO.	PART NUMBER	DESCRIPTION	QTY.
1	IDD 11-1800-04	LS DUAL ALT PS PUMP LOW	1
2	HRD WSAE 4	1/4 SAE WASHER, 90126A029	6
3	HRD WSAE 5	5/16 SAE WASHER, 90126A030	4
4	HRD WSAE 6	3/8 SAE WASHER, 90126A031	8
5	HRD WSAE 7	7/16 SAE WASHER, 90126A032	2
6	HRD WMM 8MM	8MM FLAT WASHER, 91455A130	5
7	HRD WMM 10MM	10MM FLAT WASHER, 91455A140	4
8	HRD MS20002C6	MS COUNTERSUNK WASHER 3/8	3
9	HRD MS20002C8	MS COUNTERSUNK WASHER 1/2	1
10	HRD HH 4-28-12-GR8	1/4-28 X 3/4 LONG HH GR8 BOLT, 92620A563	6
11	HRD HH 5-24-12-GR8	5/16-24 X 3/4 LONG HH GR8 BOLT, 92620A606	4
12	HRD HH 6-16-12-GR8	3/8-16 X 3/4 LONG HH GR8 BOLT, 92620A622	2
13	HRD HH 6-16-44-GR8	3/8-16 X 2.75 LONG HH GR8 BOLT, 91257A635	3
14	HRD HH 6-24-16-GR8	3/8-24 X 1.00 LONG HH GR8 BOLT, 92620A655	2
15	HRD HH 6-24-24-GR8	3/8-24 X 1.5 LONG HH GR8 BOLT, 91257A657	2
16	HRD HH 6-24-36-GR8	3/8-24 X 2.25 LONG, HH GR8 BOLT, 91257A660	1
17	HRD HH 6-24-40-GR8	3/8-24 X 2.5 LONG HH GR8 BOLT, 91257A661	1
18	HRD HH 6-24-48-GR8	3/8-24 X 3.0 LONG HH GR8 BOLT, 91257A663	4
19	HRD HH 7-20-88-GR8	7/16-20 X 5.5 LONG HH GR8 BOLT, 91257A711	2
20	HRD HH 8-20-24-GR8	1/2-20 X 1.5 LONG HH GR8 BOLT, 92620A746	1
21	HRD SHCS 6-16-16-ZAS	3/8-16 X 1.00 LONG SHCS BOLT, 90128A624	2
22	HRD SHCS 8MM-80MM-AS	8MM X 80MM LONG SHCS BOLT, 91502A208	5
23	HRD SHCS 10MM-35MM-AS	10MM X 35MM LONG SHCS BOLT, 91502A226	5
24	HRD SHCS 10MM-60MM-AS	10MM X 60MM LONG SHCS BOLT, 91502A231	1
25	HRD FHCS 6MM-20MM-AS	6MM X 20MM LONG FHCS, 91304A134	4
26	HRD FHCS 10MM-25MM-AS	10MM X 25MM LONG FHCS, 91263A849	2
27	HRD FHCS 10MM-30MM-AS	10MM X 30MM LONG FHCS , 91263A850	1
28	HRD NYN 6-24-GR8	3/8-24 NYLOCK GR8 NUT, 97135A235	1

ID DESIGNS

2485 CORAL ST. UNIT A
VISTA, CA 92081

PH.760.727.9900
E MAIL INFO@IDDESIGNS.NET

TITLE:
LS DUAL ALT KIT PS PUMP
LOW WITH HARDWARE

PROPRIETARY AND CONFIDENTIAL

THE INFORMATION CONTAINED IN THIS
DRAWING IS THE SOLE PROPERTY OF
ID DESIGNS. ANY REPRODUCTION IN
PART OR AS A WHOLE WITHOUT THE
WRITTEN PERMISSION OF ID DESIGNS
IS PROHIBITED.

SIZE

C

PART NO.

IDD 11-1800-04

REV

SCALE: 1:5

WEIGHT:

SHEET 5 OF 5